

HEAD

Understanding Composition



Creating Meaningful Compositions





Good Composition

- Tells a story about a subject.
- An emotional and visual entry point into a scene.
- Opportunity to use ones artistic vision.







3 Stages of Composition

1: Focal Element



Something that the viewer is drawn to immediately















1: Focal Element



Something that the viewer is drawn to immediately


Natural Focal Elements:

1. High Contrast
2. Saturation
3. Camera Focus
4. Motion
5. Faces or Figures

Focal Element influencers:

1. Guiding Lines
2. Framing











Why it works:

- Contrast (silhouette)
- Human Figure
- Leading lines
- Motion
- Framing











Why it works:

- Leading lines
- Symmetry
- Contrast
- Shapes
- Framing

2: Structure




The organization of elements based on a rule.

2: Structure



The organization of elements based on a rule.

- Rule of thirds
- Lines
- Patterns
- Shapes
- Filling the frame
- Frame within Frame



Structure Example:
Rule of Thirds









Leading lines

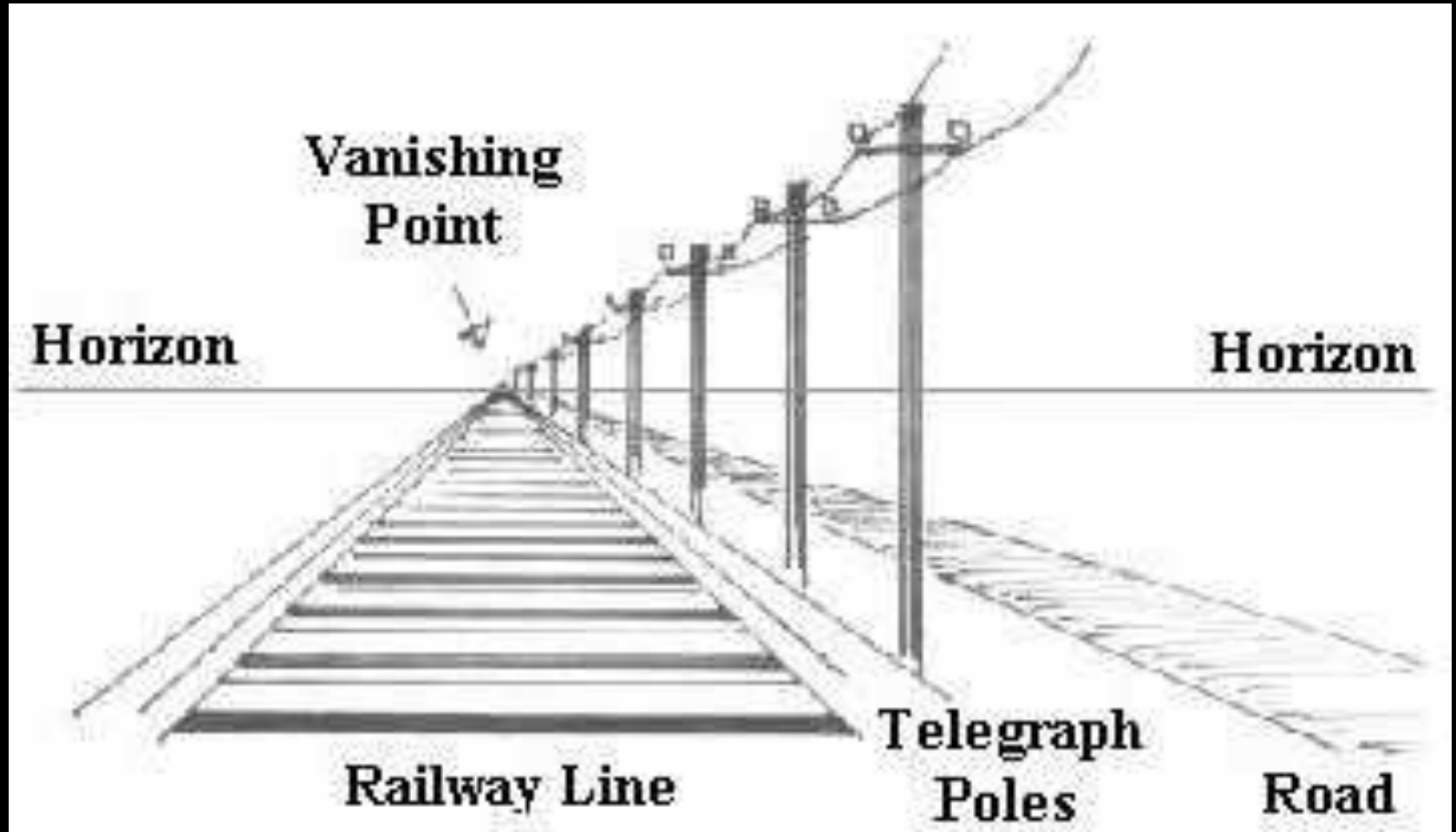


A woman with short red hair and a black jacket is shown in a futuristic, dimly lit hallway. She is looking off to the side with a serious expression. The hallway has a blueish tint and features curved architectural elements and a glowing light fixture in the distance. The overall atmosphere is mysterious and high-tech.

“Something tells me we
should go this way”

Leading lines

One-Point Perspective















Pattern






Pattern







Shapes











Shapes/Patterns

Triangles








3: Balance



Ensuring that the visual 'weight' of the image is balanced



Balance



Balance













Filling The Frame











Frames within frames



















Assignment #1: Composition

**DUE DATE: Tuesday Aug 3 @
11:59PM**

Shoot examples of the following visual principles. Shoot only new pix for this assignment. At least 3 pictures per principle.

- 1. Rule of thirds** (must use a person in the shot)
- 2. Leading Lines**
- 3. Patterns**
- 4. Shapes**
- 5. Filling the frame** (must use a person)
- 6. Frame within Frame** (must use a person)
- 7. Balance** (review the balance slides)

***DO NOT USE
PREVIOUSLY TAKEN IMAGES***

NO PHOTOS IN THE ETC