

Agenda today...

- Directors paperwork
Preparing for the shoot
- Retro-Fit Assignment
First team project

Robert Wong

The Fiction of the Science

- Continuity Principle
 - The 180 degree rule or ‘crossing the line’
- Directors paperwork
 - Preparing for the shoot
- Retro-Fit Assignment
 - First team project

180 DEGREE RULE

OVERVIEW

— BASIC PRINCIPLES

— ESTABLISHING ACTION LINES

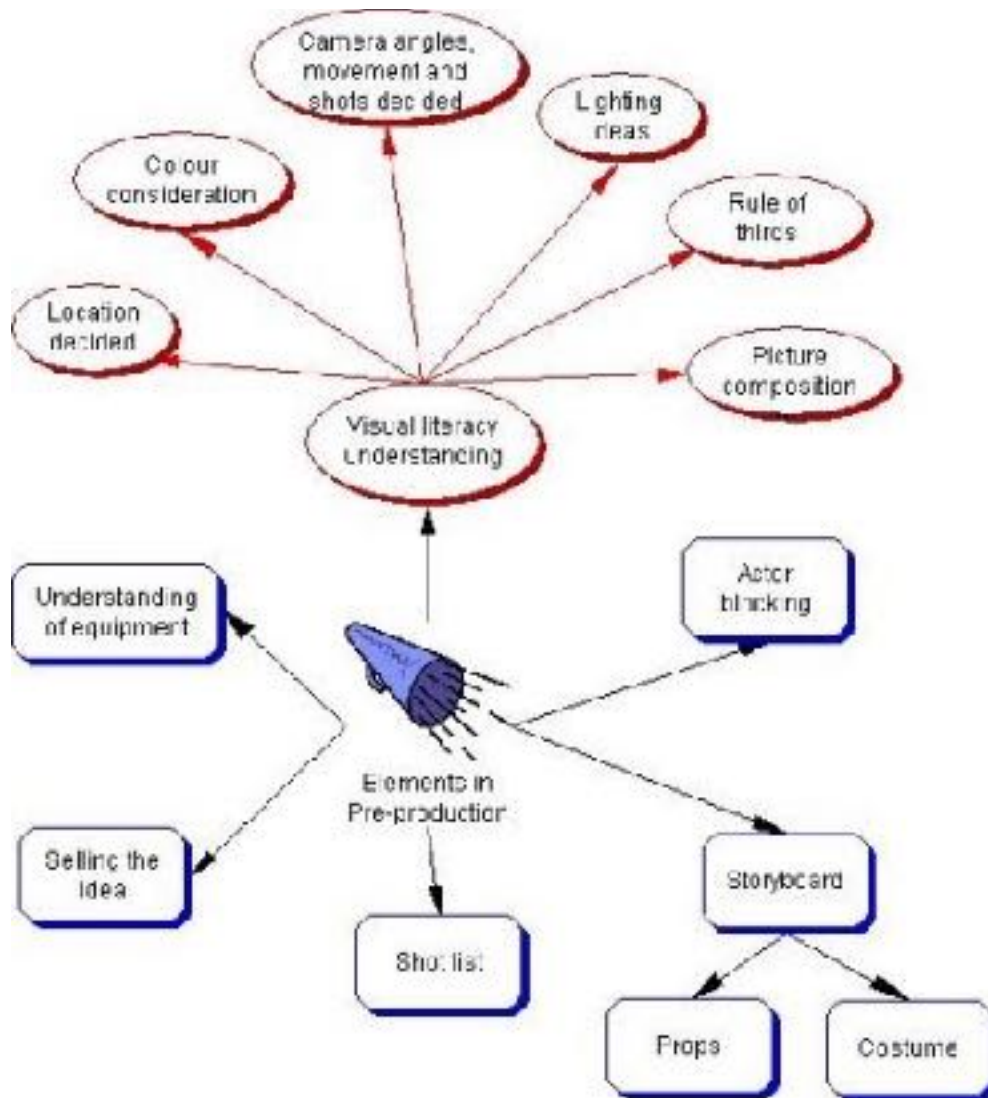
— WORKING WITH SHIFTING ACTION LINES

— NEUTRAL SHOTS, CAMERA MOVEMENT, CUTAWAYS


Preparing for your Shoot

Organization, analyze, hands-on, identity

Directors Paperwork



Storyboards, Shot Sheets, Logs, and Slates



OVER 1,000 VIDEOS!



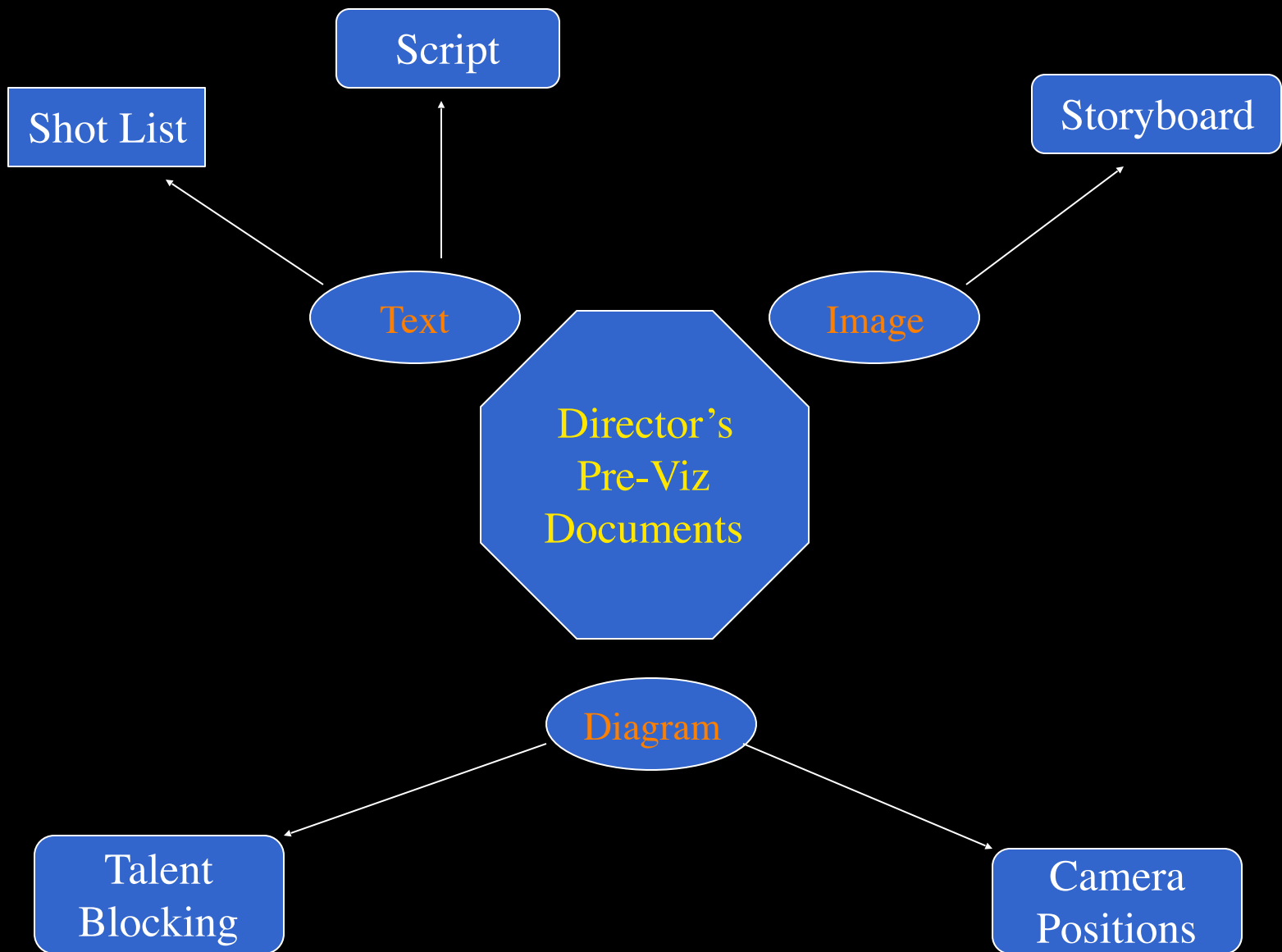
Three Phases of Production

- Pre-production
- Production
- Post Production

Pre-Production

Directors Paperwork

- TEXT
 - Script and Shot List
- IMAGES
 - Storyboards, photo's, CGI, etc...
- DIAGRAMS
 - Overhead schematic with camera positions and talent blocking outlined.



4 Kinds of Storyboards

1. Editorial

- Plans out all shots, scene by scene to tell the story.

2. Key Frames

- Storyboard only a selection of shots with the most complex moves.

3. Production Illustration

- Shows only selected elements from script for print or display.

4. Commercial Comps

- Sales tool used by ad agencies to present a concept to clients. It's often created before the director is even hired for a spot.

A Typical Scene

Breaking down a scene into its basic elements.

When breaking down a scene you need to think about...

- Who are the key characters?
- What objects and actions are important to the scene?
- What are the potential setups?



Something Wild

Diner scene

- There are five elements in the scene we'll be analyzing.
 - Lulu
 - Charlie
 - Ray
 - Darlene the waitress
 - The police officers

Something Wild

Scene Breakdown

- The entire action is presented from eight setups, until the exit when everything changes, which will require two more setups.
 - The first setup is the master shot, the starting point of all conventional scenes
 - 2 OTS of Ray and Lulu
 - 3 CU of key people
 - 1 setup for Darlene the waitress
 - 1 setup for the police officers

Something Wild


Breakdown of the diner scene

- Pay particular attention to the way the shots break down in relation to the dialogue.
- How often are the reaction shots done without any dialogue?
- Is the 180-degree rule observed? If the line is jumped, how did they cover it?
- How is a shot used to play to the climax of the scene?
- Are the setups used in a logical way that reflects the shape of the scene?

OVERHEADS DINNER SCENE



- "Something Wild"
SETUPS
 1. MASTER SHOT
 2. OTS, Lulu to Ray
 3. CU, Ray
 4. OTS, Ray to Lulu & Gus
 5. CU, Lulu
 6. CU, Charles
 7. MS, DARLENE
 8. LS, Pointing OFFICERS




OVERHEADS DINNER SCENE



NEW SETUPS

9. ALTERNATIVE MASTER SHOT

10. MS of Ray, with Lulu and Charles' entering tone in background.



SOMETHING WILD

1. MASTER SHOT / 1, 32, 42

2. OTS, Lulu to Ray / 2, 4, 15, 17, 44, 46, 50

3. CU, Ray / 8, 11, 19, 21, 23, 26, 28, 30, 31, 34, 38, 40, 48

4. OTS Ray to Lulu & Charles / 3, 5, 16, 18, 45

5. CU, Lulu / 9, 13, 25, 29, 31, 42

6. CU, Charles / 7, 10, 12, 14, 22, 24, 27, 33, 37, 39, 41

7. MS, DARLENE / 6, 51

8. LS, pointing OFFICERS / 20, 35

9. ALTERNATIVE MASTER / 49

10. MS of Ray, Lulu & Charles / 50, 52
 running to end in BG

Retrofit assignment

- Each team must have a production name and a 3-4 second animated logo which must be used at the beginning of this and all future assignments.
- Pick one of the scenes from the selection on Randon.
 - Storyboards with necessary directions (CU, LS, etc) and dialogue added for that frame.
 - Text – all dialogue from script with corresponding shot numbers added.
 - Overhead schematics – Overhead floor plan with numbered camera set-ups.
 - Shot list of all shots and corresponding shot numbers.
- You must hand in:
 - Script, Shotlist, Storyboard, Overhead floor plan, and Video
- Due Date:
 - On Randon by Sept. 29th before midnight



Bin-Jib “3-Iron”
Kim Ki-duk



American Psycho (2000)
Mary Harron



Old School (2003)
Todd Phillips





Stranger than Fiction (2006)
Marc Forster



MOVIECLIPS.COM

Waynes World (1992)
Penelope Spheeris



American Beauty (1999)
Sam Mendes

Retrofit assignment

- Include animated logo at the beginning of this and all future team assignments.
- Pick one of the scenes from the selection on Randon and complete:
 - Storyboards with necessary directions (CU, LS, etc) and dialogue added for that frame.
 - Text – all dialogue from script with corresponding shot numbers added.
 - Overhead schematics – Overhead floor plan with numbered camera set-ups.
 - Shot list of all shots and corresponding shot numbers.

Team Assign 1: Retrofit

Due Date: Tuesday, Oct. 4 - 11:59:59 PM

- Submit on \\randon > dfs > classes > [year]_semester_3 > visualstory > Assignments > Team > 1 > Team Name
- Retrofit – Recreating a scene shot for shot; (No audio is to be used from the original soundtrack)
- For the retro-fit assignment, each team will create their own studio/production company name and their own 10 second logo.
- Your logo and name will be used in all future assignments.
- Analyze the scene screened in class, break it down into:
 - Text – Dialogue, if any, and shot list
 - Images – Storyboard with matching dialogue
 - Schematics – Overhead floor plan with numbered camera set-ups
- Create video using the above as guidelines for smooth workflow.

- ***You must hand in: Script/Shot list, Storyboards, Overhead floor plan and Video by the given due date.***
- You will NOT be able to get cameras and tripods unless your assigned TA sees your Shot list, Storyboards, and Overhead floor plan.
- These paper work doesn't have to be nicely typed up, we just need to see pieces of drafts and lists that shows that you're making good decisions before you go into filming your assignment.
- Please be aware that the TAs might not be in ETC over the weekend to check out cameras for you, it is strongly advised that you show us your paperwork before the end of this week. (Remember to check your TAs office hours schedule)

Retrofit assignment

- Must hand in:
 - Script
 - Shot list
 - Storyboard
 - Overhead floor plan
 - Video
 - Role of each team member on the project.
- Due Date:
 - On Randon by Thursday Oct 4th by midnight

Retrofit assignment



- Picture-in-Picture presentation. Your edit should be full screen with original scene placed PiP lower right.