

# Agenda today...

- Continuity Principle
  - The 180 degree rule or 'crossing the line'
- Directors paperwork
  - Preparing for the shoot
- Retro-Fit Assignment
  - First team project

# 180 DEGREE RULE

## OVERVIEW

BASIC PRINCIPLES

ESTABLISHING ACTION LINES

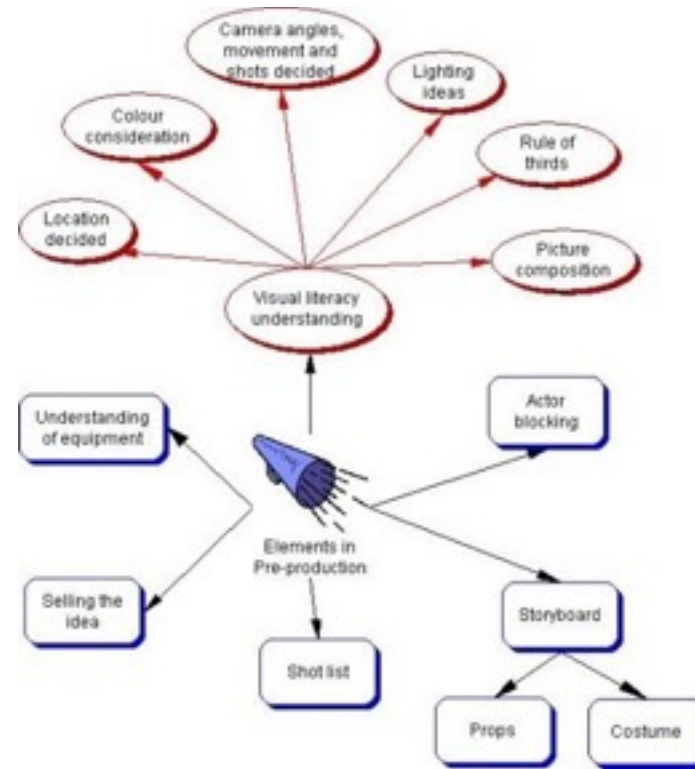
WORKING WITH SHIFTING ACTION LINES


NEUTRAL SHOTS, CAMERA MOVEMENT, CUTAWAYS

# Preparing for your Shoot

Organization, analyze, hands-on, identity

# Directors Paperwork





The scene is composed of more than 70+ shots (each lasting 2-3 secs) in 70 different camera angles. The scene "runs 3 minutes and includes 50 cuts each lasting 2-3 secs." Most of the shots are extreme close-ups, except for medium shots in the shower directly before and directly after the murder. The combination of the close shots with their short duration makes the sequence feel more subjective than it would have been if the images were presented alone or in a wider angle, an example of the technique Hitchcock described as "transferring the menace from the screen into the mind of the audience" Took an entire week to shoot this one scene. The entire film took only six weeks.

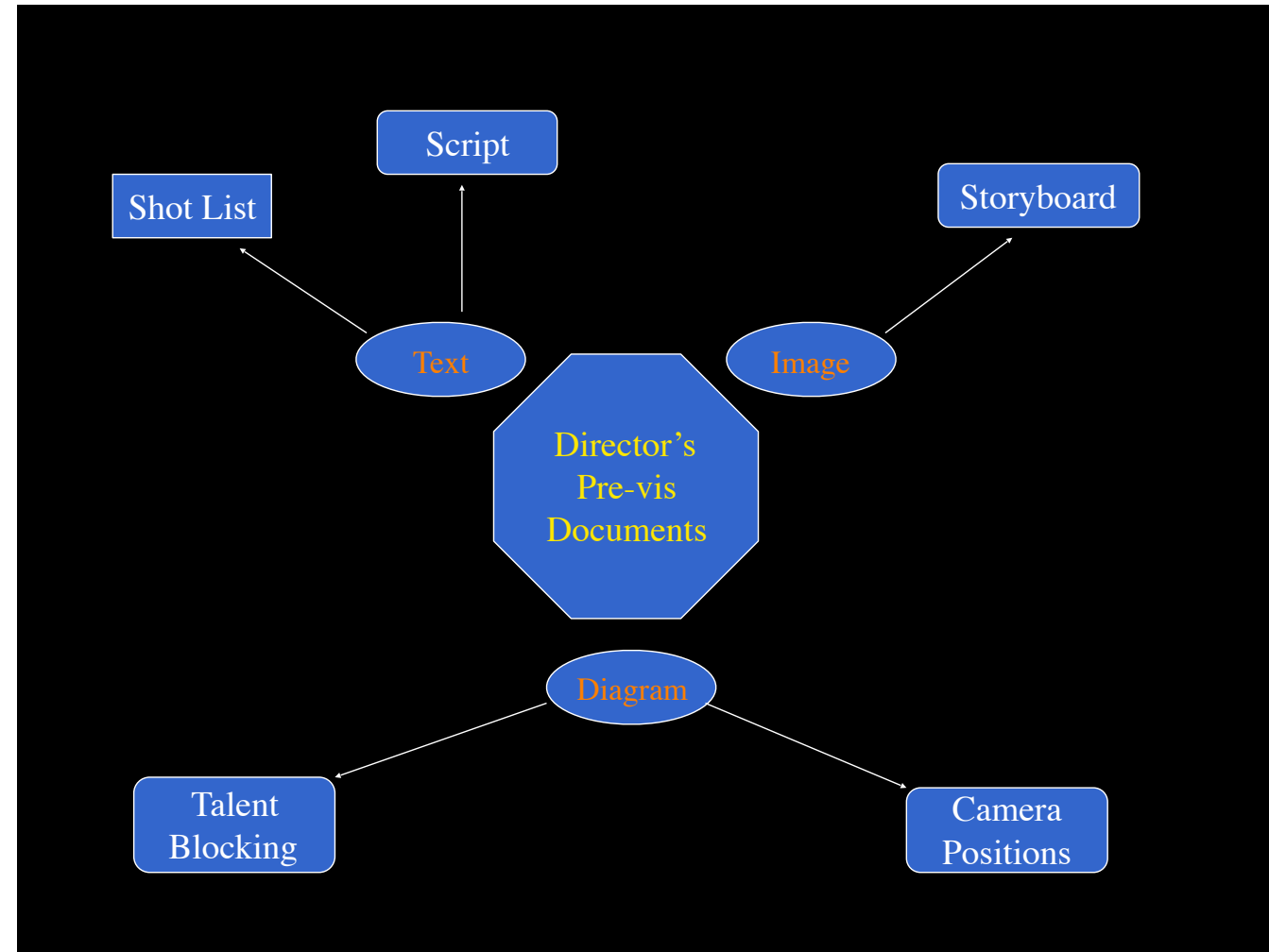
# Three Phases of Production

- Pre-production
- Production
- Post Production

# Pre-Production

## Directors Paperwork

- TEXT
  - Script and Shot List
- IMAGES
  - Storyboards, photo's, CGI, etc...
- DIAGRAMS
  - Overhead schematic with camera positions and talent blocking outlined.





## 4 Kinds of Storyboards

1. Editorial
  - Plans out all shots, scene by scene to tell the story.
2. Key Frames
  - Storyboard only a selection of shots with the most complex moves.
3. Production Illustration
  - Shows only selected elements from script for print or display.
4. Commercial Comps
  - Sales tool used by ad agencies to present a concept to clients. It's often created before the director is even hired for a spot.

# A Typical Scene

Breaking down a scene into its basic elements.

## When breaking down a scene you need to think about...

- Who are the key characters?
- What objects and actions are important to the scene?
- What are the potential setups?

# *Something Wild*

## Diner scene

- There are five elements in the scene we'll be analyzing.
  - Lulu
  - Charlie
  - Ray
  - Darlene the waitress
  - The police officers

# *Something Wild*



## Scene Breakdown

- The entire action is presented from eight setups, until the exit when everything changes, which will require two more setups.
  - The first setup is the master shot, the starting point of all conventional scenes
  - 2 OTS of Ray and Lulu
  - 3 CU of key people
  - 1 setup for Darlene the waitress
  - 1 setup for the police officers

# *Something Wild*


## Breakdown of the diner scene

- Pay particular attention to the way the shots break down in relation to the dialogue.
- How often are the reaction shots done without any dialogue?
- Is the 180-degree rule observed? If the line is jumped, how did they cover it?
- How is a shot used to play to the climax of the scene?
- Are the setups used in a logical way that reflects the shape of the scene?



[illegible]





- Sometimes Wild
1. MASTER SLOT / 1, 22, 42
  2. OTS, Lulu to Ray / 2, 4, 15, 17, 44, 46, 50
  3. CU, Ray / 8, 11, 19, 21, 23, 26, 28, 30, 34, 35, 38, 40, 48
  4. OTS, Ray & Lulu & Charles / 3, 5, 16, 18, 45
  5. CU, Lulu / 9, 15, 25, 29, 31, 42
  6. CU, Charles / 7, 10, 12, 14, 22, 24, 27, 32, 37, 39, 41
  7. MS, Doreen / 6, 51
  8. LA, Anne office / 20, 35
  9. Alternative MASTER / 49
  10. MS of Ray, Lulu & Charles / 50, 52



Bin-Jib “3-Iron”  
Kim Ki-duk



**American Psycho (2000)**  
**Mary Harron**



Old School (2003)  
Todd Phillips



Stranger than Fiction (2006)  
Marc Forster



Waynes World (1992)  
Penelope Spheeris



*American Beauty* (1999)  
Sam Mendes

# Retrofit assignment

- Include animated logo at the beginning of this and all future team assignments.
- Pick one of the scenes from the selection on Randon and complete:
  - Storyboards with necessary directions (CU, LS, etc) and dialogue added for that frame.
  - Text – all dialogue from script with corresponding shot numbers added.
  - Overhead schematics – Overhead floor plan with numbered camera set-ups.
  - Shot list of all shots and corresponding shot numbers.
- You must hand in:
  - Script, Shot list, Storyboard, Overhead floor plan, and Video
  - Description of role each team member performed on the project.
- Due Date:
  - On Randon by Thursday Sept. 29th midnight